

# **AVVOKA**

 **Contract automation tool**



**We have a great relationship with the team and share a philosophy of not adding extra processes where there don't need to be.”**

Eliot Benzecrit,  
Founder & Director at Avvoka

For UK start-up Avvoka we have supported the development of their contract automation tool that helps lawyers around the world to quickly and easily create sophisticated legal document templates. The tool uses a questionnaire to communicate with the client, from which it automatically adds relevant data to the documents. It allows online negotiation of the terms and details of the contract, ensuring that the other party does not make any changes without the user's knowledge, and includes a tool for in-depth analysis of the contract portfolio.

## What was the challenge?

Before our partnership, Avvoka worked with an internal team of junior developers who had built an MVP (minimum viable product) of a documentation tool that could template contracts using intuitive automation. However, the team did not have the necessary experience for scaling the product for its commercial use. This is when we came into the picture with our expertise in building complex web applications and systems.

## What was our solution?

At the beginning of our work, it was necessary to identify the product's key features and make a strategic plan for its further development. This way we could identify what pitfalls we may encounter and what are goals we want to achieve.

After clarifying these points, we assigned a team of experienced developers to the project with an ambitious task: to design and implement a completely new structure of consecutive processes and to create a product from Avvoka that will be commercially usable within the next few months.

Our philosophy of keeping the system simple and avoiding processes that are not necessary has proven to be correct. **The first commercially usable version of Avvoka was developed within 4 months from the beginning of our cooperation.**

**We managed to develop three key functions for Avvoka:**

# Templating

The tool for creating document templates allows users to mark places in the text that need to be filled in by the client. Once the information is filled in - voilà, you have the first draft of the document.

If the user used Excel or another system to organize the data before Avvoka, it can be easily imported into the application.

The screenshot shows the Avvoka interface for editing an 'Employment contract' template. The top navigation bar includes 'Create', 'Templates', 'Support', 'Settings', and 'Administrator'. The left sidebar contains icons for document management. The main editor area displays a 'DRAFT' document with the following content:

CONTRACT OF EMPLOYMENT

DATED Effective Date

EMPLOYER NAME

and

EMPLOYEE NAME

\_\_\_\_\_

\_\_\_\_\_

CONTRACT OF EMPLOYMENT

THE PARTIES

(1) Employee Name of Employer Address (the Company)

(2) Employee Name of Employer Address (referred to in this contract as you)

1. INTERPRETATION

1.1 In this Agreement:

Act means the Financial Services and Markets Act 2000, as amended from time to time;

The screenshot shows the Avvoka interface for filling in details for the 'Employment contract' template. The left sidebar contains a list of document details: 'Parties', 'Status', 'Versions', 'Activity', 'Attachments', and 'Document details'. The main editor area displays a form for 'Party A' with the following questions and input fields:

Does a probation period apply?

☐ Yes ☐ No [Reset](#)

For the purposes of the Senior Managers and Certification Regime, is the employee's employment conditional on them passing any exams?

☐ Yes ☐ No [Reset](#)

Please provide the employee's job title

Are the employee's duties listed in a separate schedule to this agreement?

☐ Yes ☐ No [Reset](#)

Please provide the name or title of the person that the employee will report to

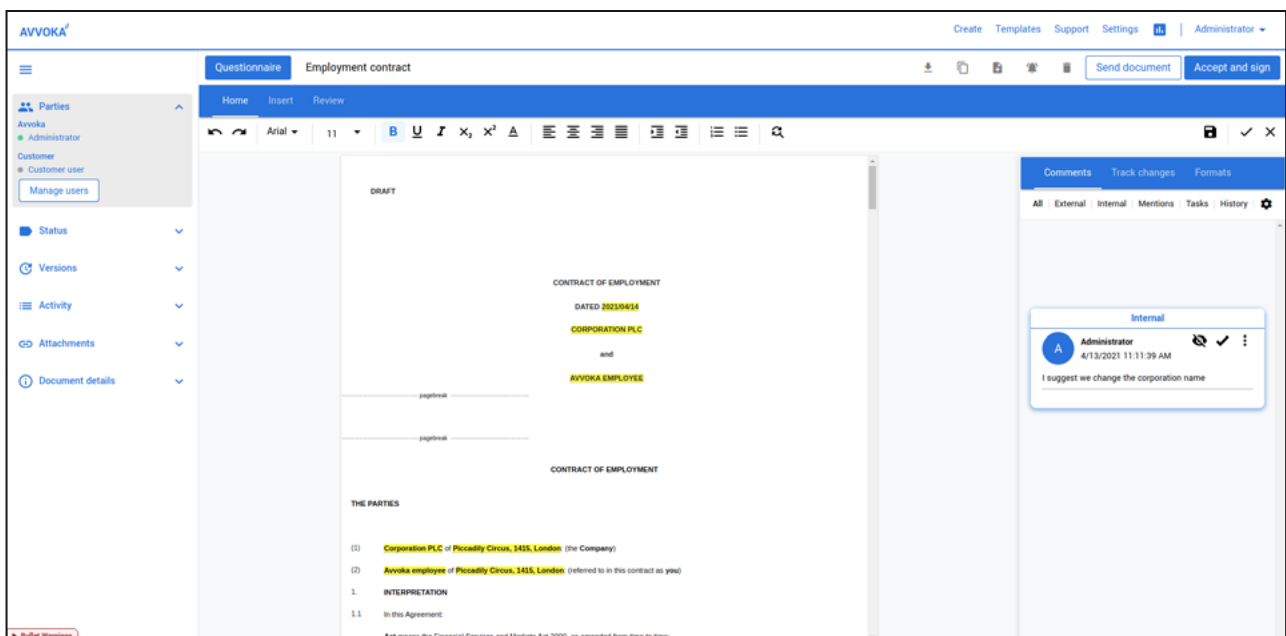
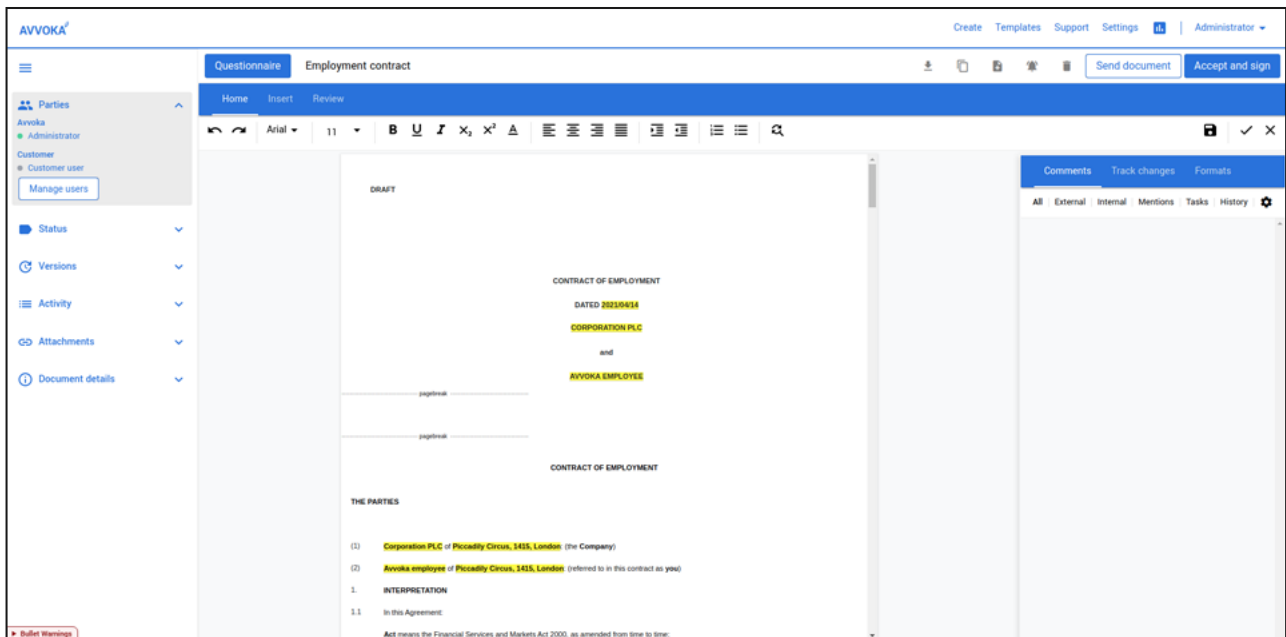
Is the employee prohibited from being interested in any other business that is likely to be in conflict with the Company's?

[Done](#)

# Contract negotiation

If a multi-member is working on a case, the application allows all of its members to comment and edit the document simultaneously. After the final draft is prepared, the document is sent through the application to the counterparty, who has an opportunity to add his comments.

All changes and comments made by the counterparty during the negotiations are immediately apparent in the application. The user can accept, reject, or suggest further changes while tracking the history of changes.



# Contract negotiation

Once an agreement has been reached, the contract can be simply signed online. All signed contracts are then stored in the system.

The screenshot shows a modal window titled "Your signature" from the Avvoka platform. It contains a text input field with "Mr. John Scott" and "Avvoka user" below it. To the right is a "Preview" box showing a handwritten signature. Below the input field is a note about the electronic signature's validity and a link to the legal disclaimer. At the bottom, there is a checkbox for "I agree to Avvoka terms and conditions above" and two buttons: "Sign document" and "Cancel".

Please note that you are the first party to sign the document. If the other parties on the document make any changes to the document after you have signed, then your signature will be removed and you will be asked to sign the updated document again.

**Your signature**

Mr. John Scott  
Avvoka user

Preview  
*Mr. John Scott*

Please note that by ticking the box and clicking "Sign document" you certify that the electronic signature you are adopting on avvoka.com is a valid means of establishing the authenticity and integrity of the documents you enter into using app.stage.avvoka.com.

A full document describing the legal disclaimer is available [here](#).

☐ I agree to Avvoka terms and conditions above

[Sign document](#) [Cancel](#)

The screenshot shows the "My documents" dashboard in the Avvoka system. It features a search bar, a filter menu on the left, and a table of documents. The table columns are Document title, Recipients, Labels, Date created, Date updated, State, and Actions. The documents listed are primarily "Employment Contract" files, some with specific identifiers like "Avvoka Canada - 2872" and "Avvoka New York - 2540". The states of the documents are either "Party A is editing" or "Closed".

AVVOKA®

Create Templates My documents 1659 Test User

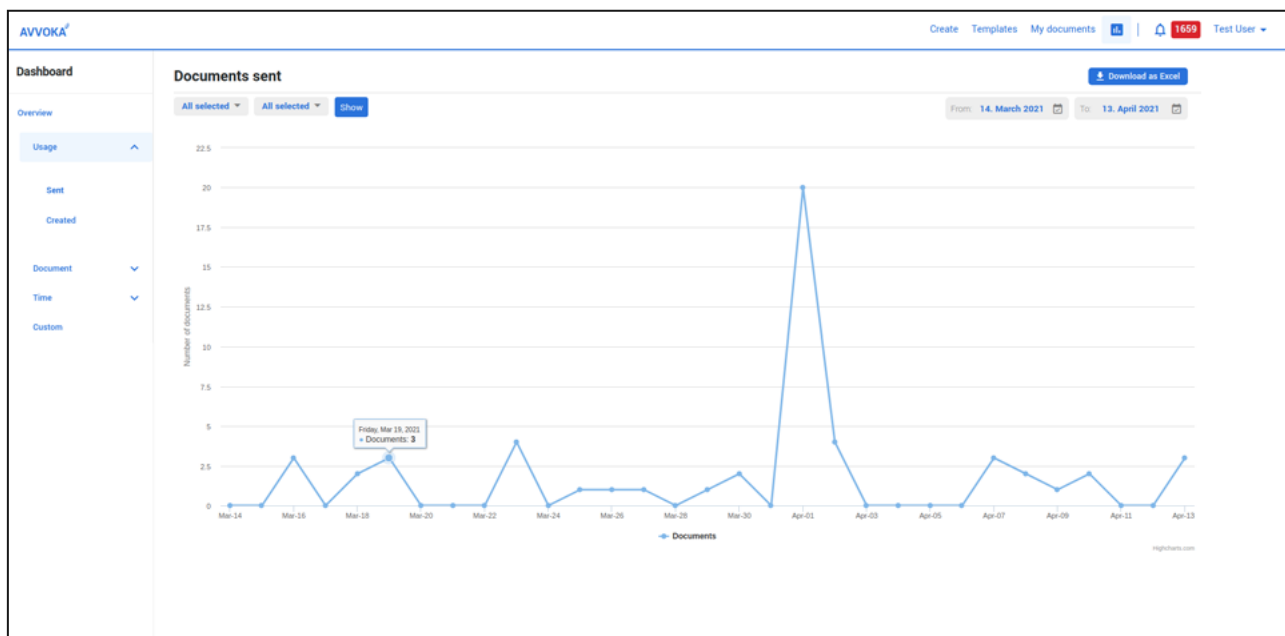
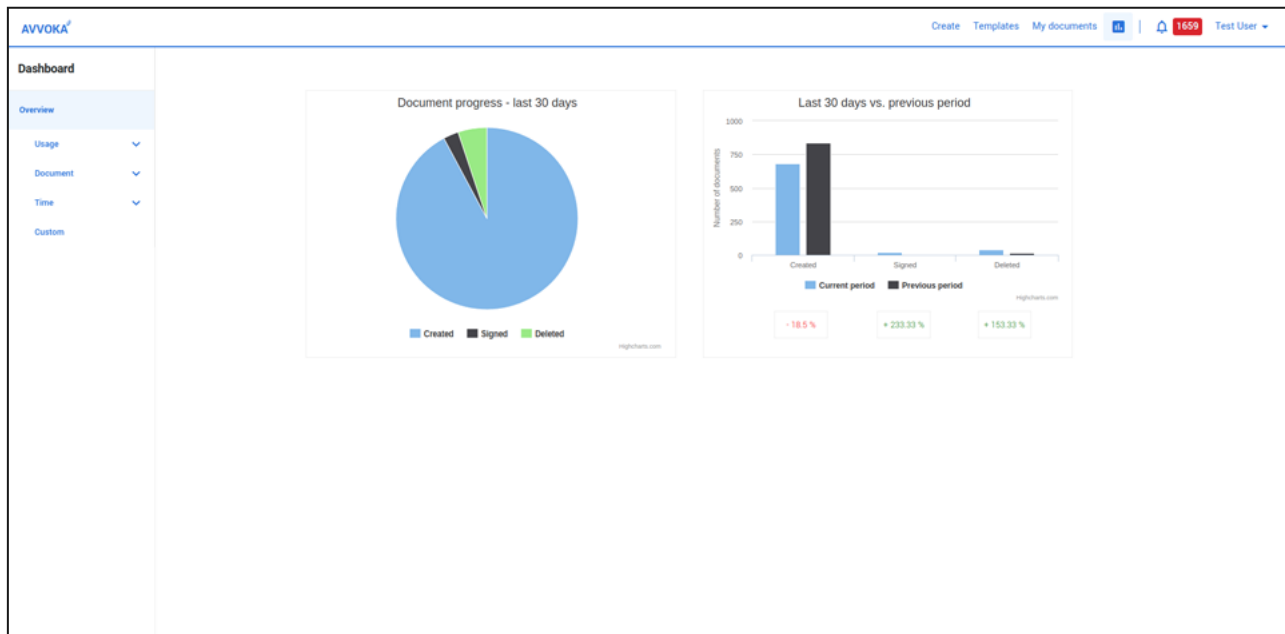
Employment contract

My documents Results per page 20 | 40 | 60 Results in total 38

Document title	Recipients	Labels	Date created	Date updated	State	Actions
<input type="checkbox"/> Employment Contract - copy	No Recipients Added		12 Apr 2021	12 Apr 2021	Party A is editing	<a href="#">Review</a>
<input type="checkbox"/> Avvoka Canada - 2872 - Employment...	No Recipients Added		17 Mar 2021	17 Mar 2021	Closed	<a href="#">Review</a>
<input type="checkbox"/> Employment Contract	No Recipients Added		09 Mar 2021	09 Mar 2021	Party A is editing	<a href="#">Review</a>
<input type="checkbox"/> Employment Contract	No Recipients Added		09 Mar 2021	09 Mar 2021	Party A is editing	<a href="#">Review</a>
<input type="checkbox"/> Employment Contract	No Recipients Added		09 Mar 2021	09 Mar 2021	Party A is editing	<a href="#">Review</a>
<input type="checkbox"/> Employment Contract	No Recipients Added		09 Mar 2021	09 Mar 2021	Party A is editing	<a href="#">Review</a>
<input type="checkbox"/> Employment Contract	No Recipients Added		09 Mar 2021	09 Mar 2021	Party A is editing	<a href="#">Review</a>
<input type="checkbox"/> Employment Contract	No Recipients Added		09 Mar 2021	09 Mar 2021	Party A is editing	<a href="#">Review</a>
<input type="checkbox"/> - 2543 - - Employment Contract	No Recipients Added		08 Mar 2021	08 Mar 2021	Closed	<a href="#">Review</a>
<input type="checkbox"/> Avvoka New York - 2540 - joe - Emplo...	No Recipients Added		08 Mar 2021	08 Mar 2021	Closed	<a href="#">Review</a>

# Contract analysis

Centralization of all data into one system allows not only a quick overview but also additional analysis. In Avvoka, the user has the opportunity to monitor statistical data on the progress of negotiations, identify problematic areas of contracts and monitor the performance of individual team members.



## Client reference

*Timepress has a fantastic ability to understand exactly what you are trying to achieve and deliver it quickly and efficiently. Most importantly - they're great fun to work with!*

David Howorth,  
Founder & Director at Avvoka

## TIMEPRESS

We can take your manual processes and design an automated solution that will make your life easier. It doesn't matter what the process is. Our solutions can be implemented in all areas of a company from sales, marketing, back office, e-shops to accounting.

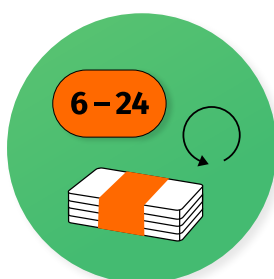
Since 2009, we have been specializing in Ruby on Rails, a popular framework designed for the development of complex web applications, websites and database systems. We can connect existing systems and create one, which will allow you to streamline your business.

We love challenges and we are not afraid to experiment with innovative solutions. Our experience comes from various projects such from web application for electronic signature of contracts to a system enabling dynamic offers for customers.

## What we offer



**Free demo  
in 14 days**



**Return on  
investment in  
6-24 months**



**Direct  
communication**



**Professional  
support**

## Contact

JP Schemel

Sales Department

+44 (0) 7495 930 836

[jp.schemel@timepress.co.uk](mailto:jp.schemel@timepress.co.uk)

<https://timepress.co.uk>

